

CM BOOSTER SELF-PRIMING

GRUNDFOS 
HiFLOPUMPS
 Service . Expertise . Quality

INDUSTRIAL QUALITY, SELF-PRIMING PRESSURE BOOSTER

WATER SOURCE



Above
Pump Level



Below
Pump Level



Mains
Water



Household
Water



Irrigation



Mains
Boosting

APPLICATION

Approved for
Drinking Water
AS/NZS 4020

2
YEAR
WARRANTY



SCAN THE QR CODE
TO LINK TO GRUNDFOS
PRODUCT CENTER

The Grundfos CM Booster Self-Priming is an industrial quality pump designed for delivering rainwater or boosting mains water pressure into the home from above or below ground tanks.

- **For water sources above or below pump level** - Designed with good suction lift capabilities, the CM Booster Self-Priming is able to draw water up to 4 metres vertically below the level of the pump (up to 8 metres with the installation of a foot valve)
- **Automated control and ongoing protection** - The robust Pressure Manager controller features the highest level of customisable protection and automated pump control
- **Industrial quality** - Designed and built to suit industrial applications, so easily handles larger domestic water supply or mains boosting tasks
- **Quiet operation** - Very quiet operation that won't disturb your family or neighbours
- **Superior materials** - Constructed of high quality industrial grade components. All parts in contact with water are constructed from 304 stainless steel.
- **Easy installation - plug & pump** - Simply connect the pump inlet and outlet to the pipework, prime the pump, plug into a power outlet and you're ready to pump



PUMP NOISE



SCALA2

47 dB Max.



CM Booster
Self-Priming

55 dB Max.



CME Booster

55 dB Max.



Jet Pump
Range

70 dB

PUMP SIZING

Higher pressure for multi-level dwellings and long runs of pipe	CMB-SP 3-56	CMB-SP 3-56	CMB-SP 5-47	CMB-SP 5-47
High pressure for double storey dwellings and long runs of pipe	CMB-SP 3-47 1-36	CMB-SP 3-47 3-37	CMB-SP 5-47	CMB-SP 5-47
Adequate pressure for most single storey dwellings	CMB-SP 1-36	CMB-SP 3-28	CMB-SP 5-28	CMB-SP 5-28
	Small House 2-3 taps	Medium House 3-4 taps	Large House 4-5 taps	Large House + Irrigation 5-7 Taps

Taps are 15 l/min at 22.5 m head

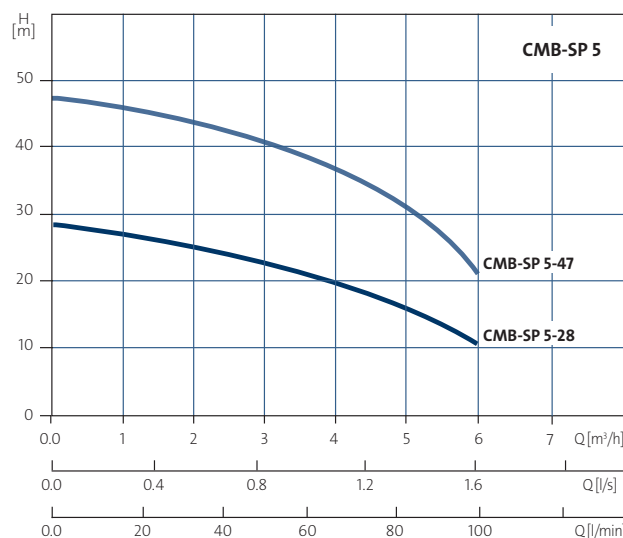
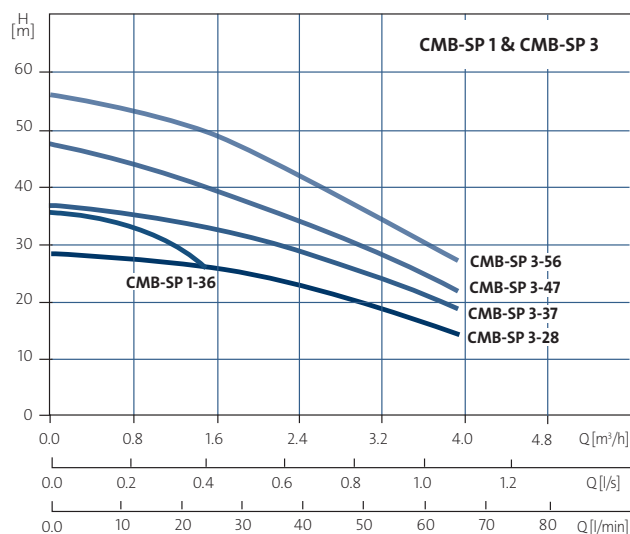
PROTECTION & CONTROL



	CMB-SP with PM1	CMB-SP with PM2
Auto Start/Stop	✓	✓
Non-Return Valve	✓	✓
Dry Run Protection	✓	✓
Anti-Cycling Protection	✓	✓
Alarm Indication LED	✓	✓
Max. Continuous Run Time (30 Mins)		✓
Adjustable Start Pressure		✓
Pressure Indicator		✓
Automatic Restart		✓

TECHNICAL & PERFORMANCE DATA

PERFORMANCE CURVE



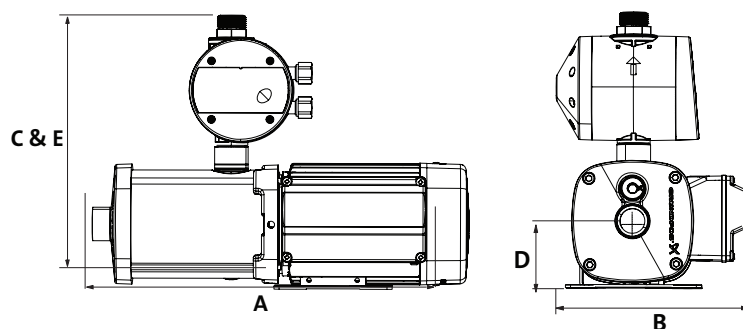
OPERATING CONDITIONS

Ambient Temperature	-20°C to +55°C
Liquid Temperature	0°C to +60°C
System Pressure	Max. 10 bar
Sound Pressure	Max. 55 dB

TECHNICAL DATA

Power Supply Voltage	220-240 Volt, 50 Hz
Power Supply Cable	1.2 m with plug
Enclosure Class	Undercover installation recommended (IP55)
Approvals and Markings	Approved for Drinking Water AS/NZS 4020 C-Tick Compliance

PHYSICAL ATTRIBUTES



Model	Motor Power P2 (kW)	Connections		Dimensions (mm)					Weight (kg)
		Inlet	Outlet (PM)	A (l)	B (w)	C (h)	D (inlet)	E (outlet)	
CMB-SP 1-36	0.50	1" Female	1" Male	377	158	317	75	317	15
CMB-SP 3-28	0.50	1" Female	1" Male	377	158	317	75	317	15
CMB-SP 3-37	0.50	1" Female	1" Male	377	158	317	75	317	15
CMB-SP 3-47	0.50	1" Female	1" Male	413	158	317	75	317	16
CMB-SP 3-56	0.67	1" Female	1" Male	453	158	317	75	317	17
CMB-SP 5-28	0.50	1" Female	1" Male	377	158	317	75	317	15
CMB-SP 5-47	0.90	1" Female	1" Male	453	158	317	75	317	18

Visit our Auckland or Rotorua Branch to have a chat about the CME Booster Self-Priming Pump. Alternatively flick us a call or email, and we will get back to you ASAP.

Hi Flo Auckland Branch
3 Fairfax Avenue, Penrose, Auckland 1642
09 579 6375
Sales@hiflopumps.co.nz

Hi Flo Rotorua Branch
72 Old Taupo Road, Mangakakahi, Rotorua 3015
07 348 7516
Sales@hiflopumps.co.nz